

Datasheet for #sbcw1912 UP

Recommendations:

Please read the starter kit user manual (at least installation chapter 5), if available, and have a look at the FAQ at <http://www.alpeslasers.ch/alfaq.pdf>

WARNING: Operating the laser with higher current or voltage than specified in this document may cause damage and will result in loss of warranty, unless Alpes Lasers has permitted to do so!

WARNING: Beware of the polarity of the laser. This laser has to be powered with negative current on the laser contact (= bonding pad, corresponding to the label "laser" on the LLH) and the positive current on the base contact (= submount, corresponding to the label "base" on the LLH). To use with a power-supply ILX Lightwave LDX-3232 or equivalent.

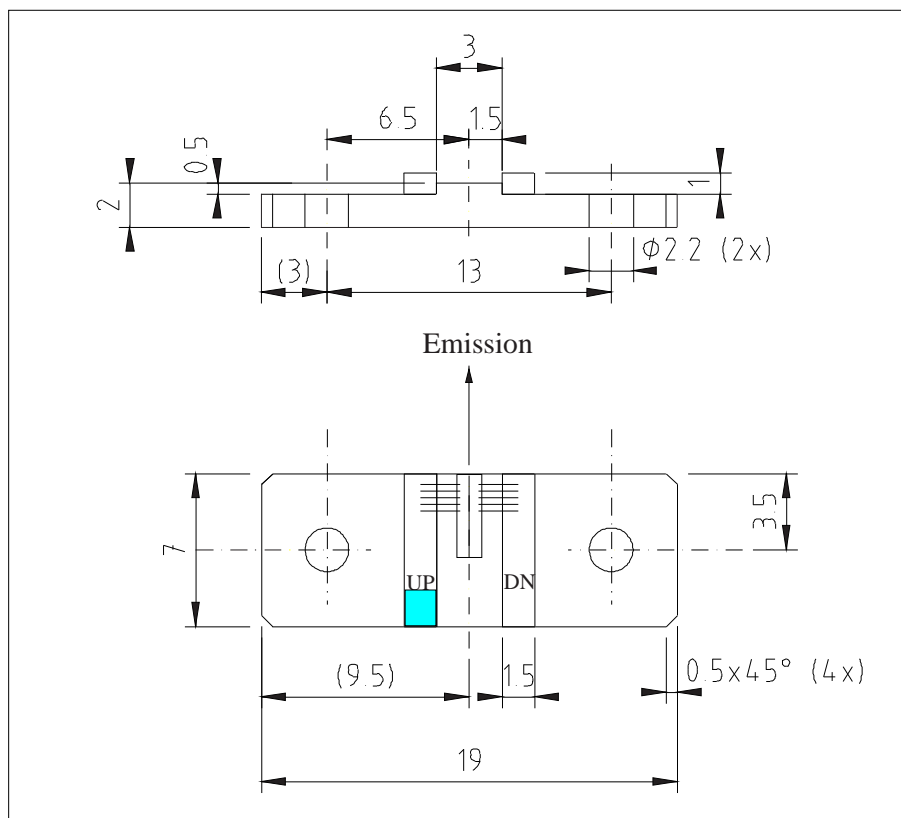


Figure 1: Support mounting for #sbcw1912 UP (please note that the laser is connected to the UP pad drawn in blue)

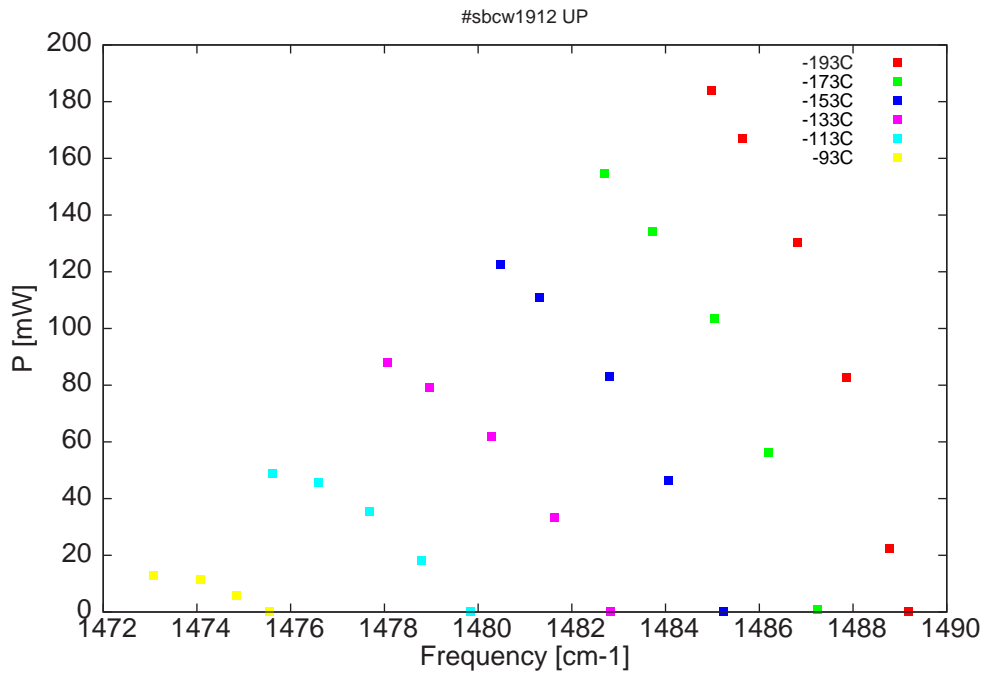


Figure 2: Output power as a function of the singlemode emission frequencies and temperatures

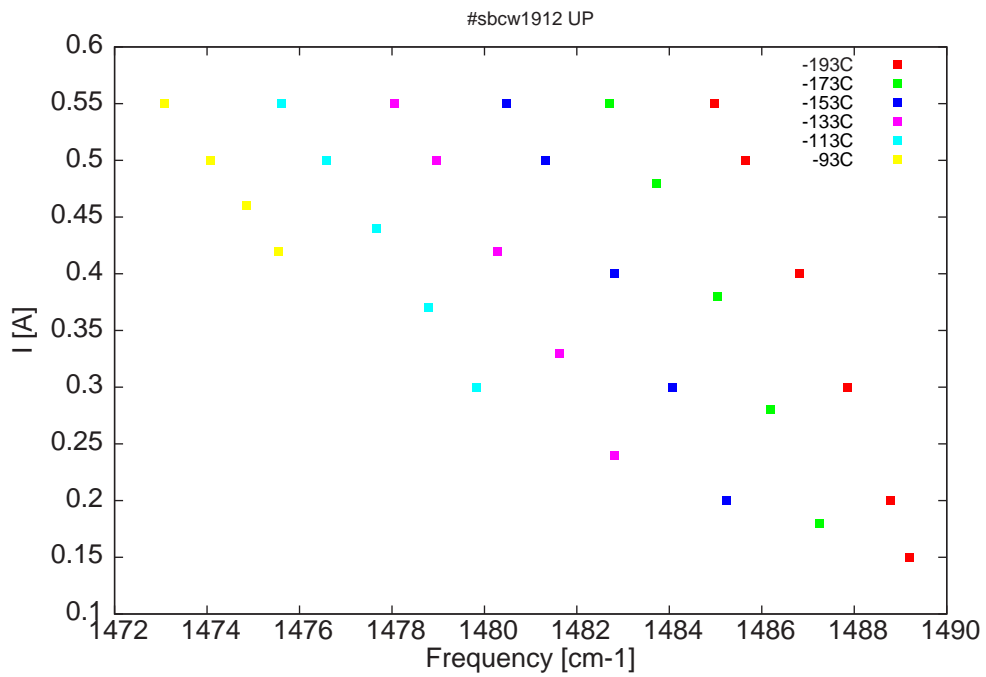


Figure 3: Applied DC current as a function of singlemode emission frequencies and temperatures

λ [nm]	ν [cm ⁻¹]	P[mW]	Temp[°C]	U_{LASER} [V]	I[A]
6715.1	1489.2	0.1	-193	10.6	0.15
6716.9	1488.8	22.5	-193	10.8	0.2
6721.1	1487.9	82.8	-193	11.1	0.3
6725.8	1486.8	130.2	-193	11.3	0.4
6731.1	1485.6	167	-193	11.6	0.5
6734.1	1485	183.9	-193	11.7	0.55
6723.9	1487.2	1	-173	10.4	0.18
6728.6	1486.2	56.4	-173	10.7	0.28
6733.8	1485	103.4	-173	11	0.38
6739.8	1483.7	134.1	-173	11.2	0.48
6744.4	1482.7	154.7	-173	11.4	0.55
6733	1485.2	0.1	-153	10.1	0.2
6738.3	1484.1	46.5	-153	10.5	0.3
6744	1482.8	83.2	-153	10.8	0.4
6750.8	1481.3	110.8	-153	11	0.5
6754.6	1480.5	122.5	-153	11.1	0.55
6743.9	1482.8	0.1	-133	10	0.24
6749.4	1481.6	33.2	-133	10.3	0.33
6755.5	1480.3	61.8	-133	10.6	0.42
6761.5	1479	79.1	-133	10.8	0.5
6765.6	1478.1	87.9	-133	10.9	0.55
6757.5	1479.8	0.1	-113	9.9	0.3
6762.2	1478.8	18.3	-113	10.2	0.37
6767.4	1477.7	35.5	-113	10.4	0.44
6772.4	1476.6	45.6	-113	10.5	0.5
6776.9	1475.6	49	-113	10.7	0.55
6777.1	1475.6	0.1	-93	10.1	0.42
6780.4	1474.8	5.9	-93	10.2	0.46
6783.9	1474.1	11.4	-93	10.3	0.5
6788.5	1473.1	12.8	-93	10.4	0.55

Table 1 : singlemode optical output power as function of operating parameters

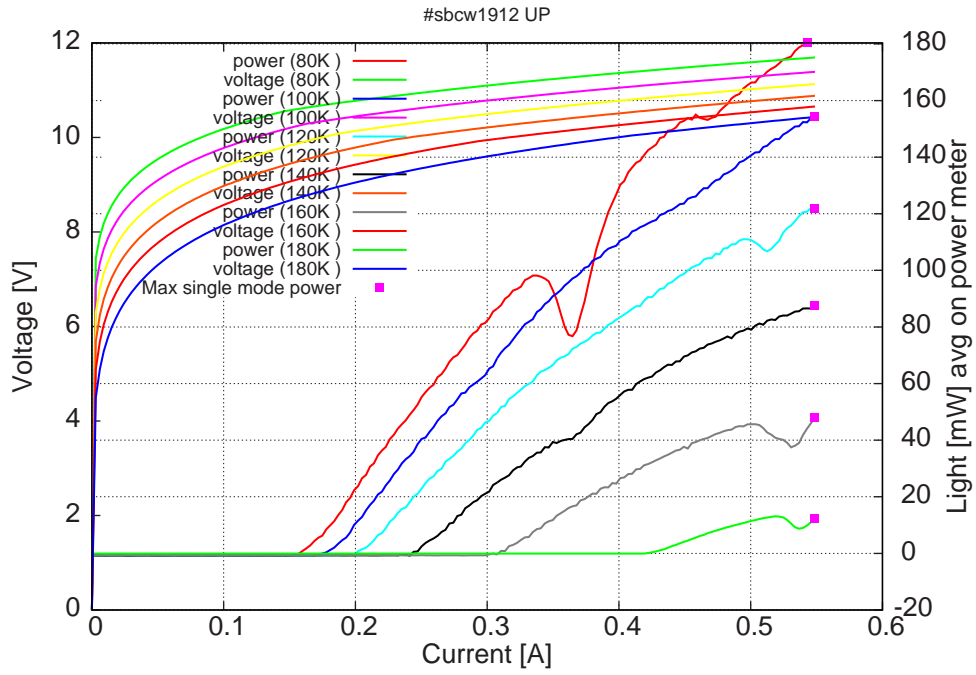


Figure 4: peak voltage and average power vs peak current in continuous-wave operation (the solid squares indicate the maximum singlemode emitted power)

Note: at 80K: $I_{th}=150\text{mA}$ / $V_{th}= 10.6\text{V}$ (2-wires measurements). Maximum operation current: 550mA for all temperatures.

Figure 3: spectra between 80K and 120K for various DC currents

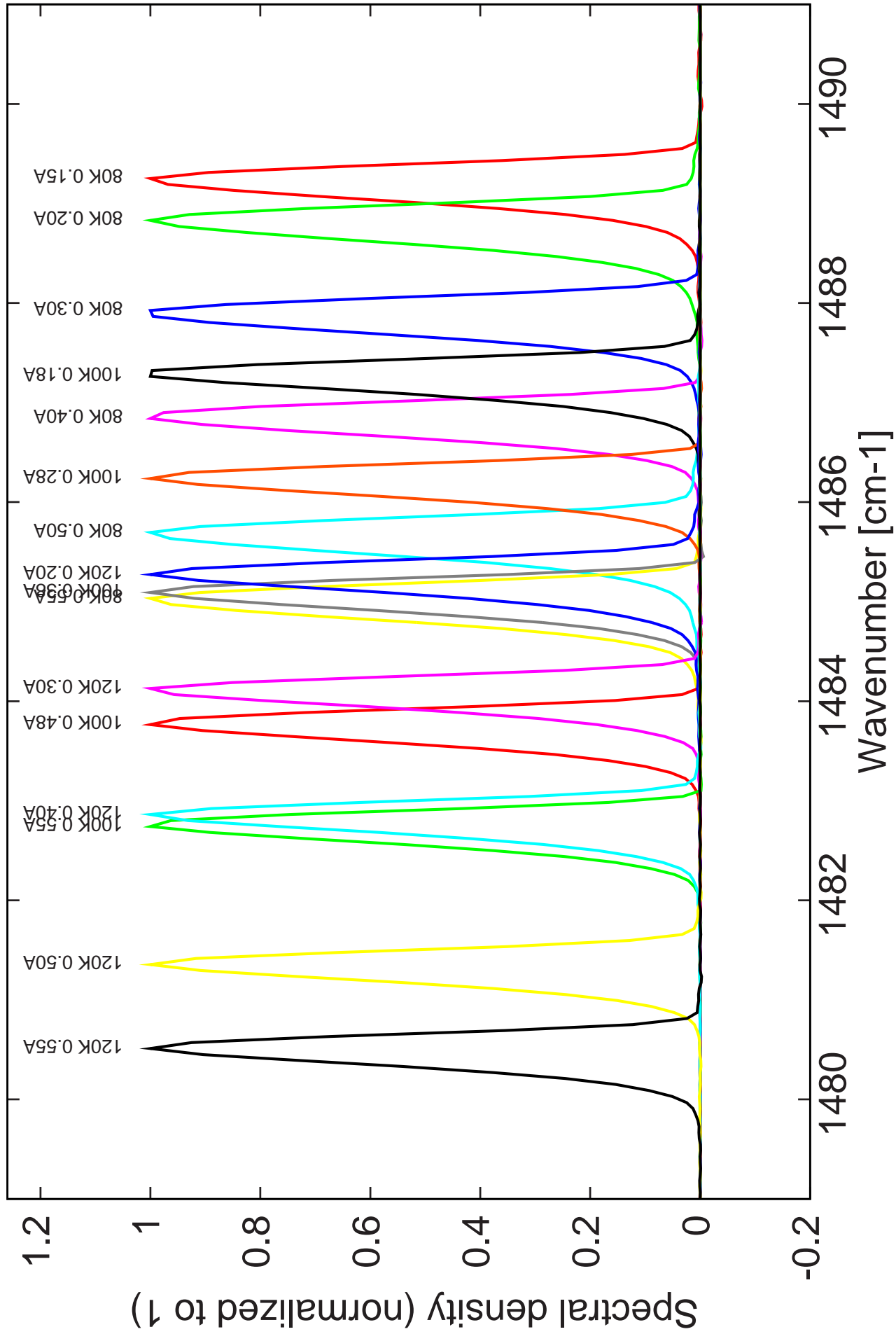


Figure 4: spectra between 140K and 180K for various DC currents

