

Datasheet for #sbcw1869 UP

Recommendations:

Please read the starter kit user manual (at least installation chapter 5), if available, and have a look at the FAQ at <http://www.alpeslasers.ch/alfaq.pdf>

WARNING: Operating the laser with higher current or voltage than specified in this document may cause damage and will result in loss of warranty, unless Alpes Lasers has permitted to do so!

WARNING: Beware of the polarity of the laser. This laser has to be powered with negative current on the laser contact (= bonding pad, corresponding to the label "laser" on the LLH) and the positive current on the base contact (= submount, corresponding to the label "base" on the LLH). To use with a power-supply ILX Lightwave LDX-3232 or equivalent.

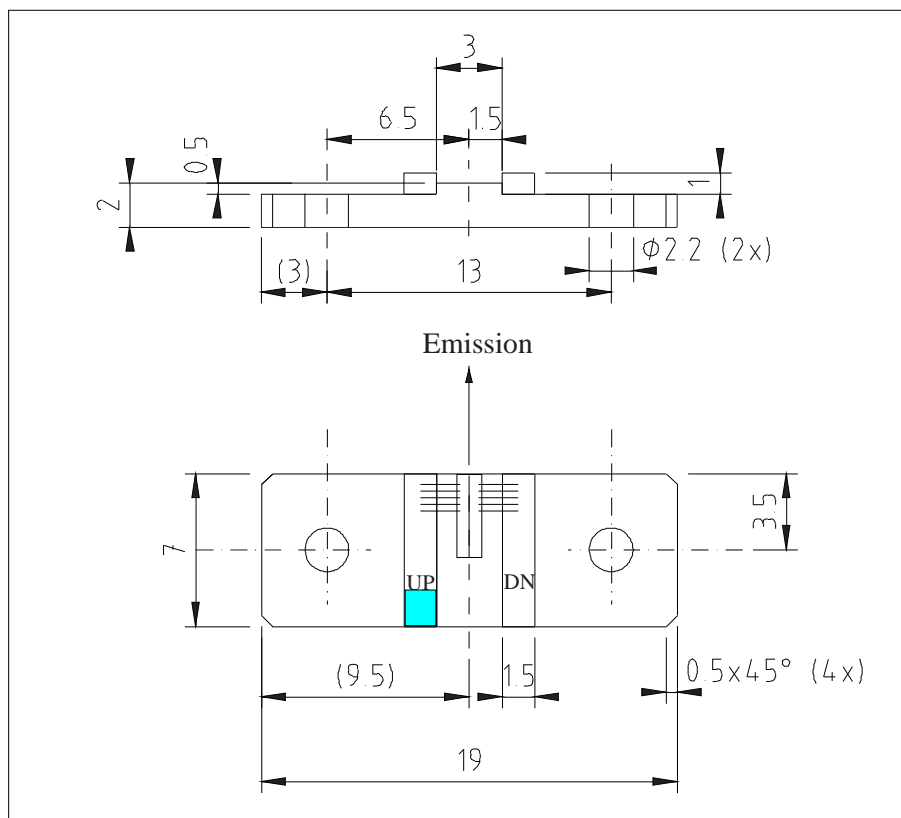


Figure 1: Support mounting for #sbcw1869 UP (please note that the laser is connected to the UP pad drawn in blue)

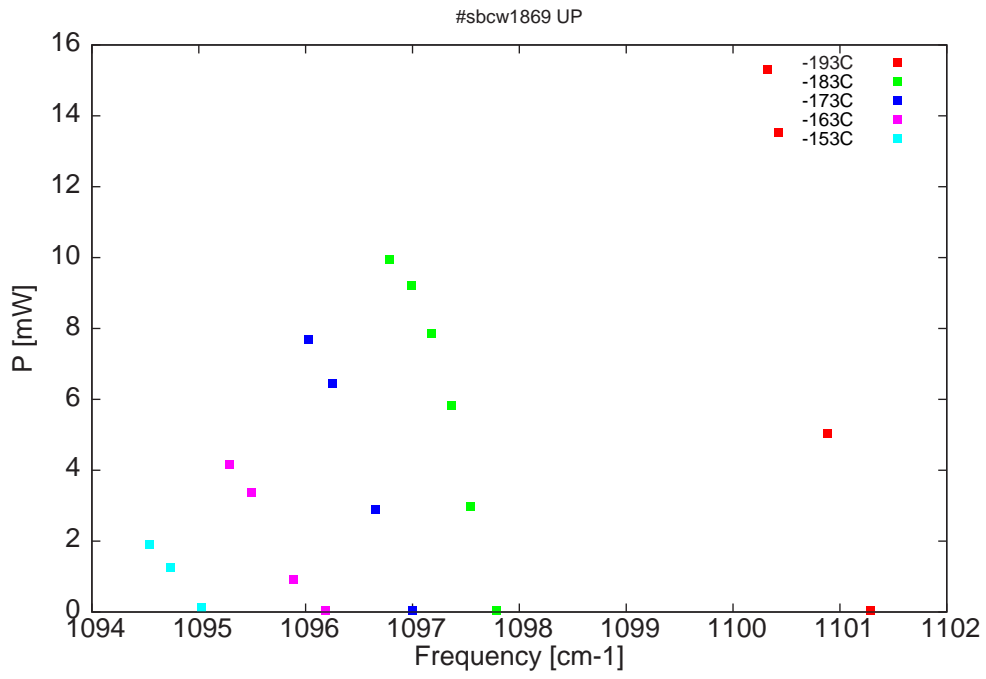


Figure 2: Output power as a function of the singlemode emission frequencies and temperatures

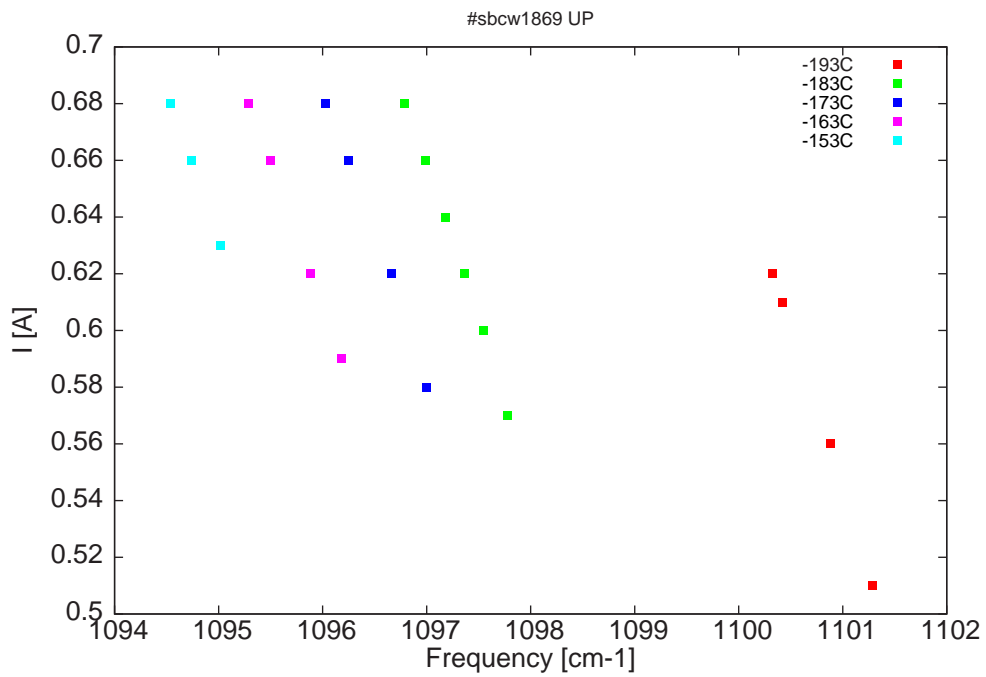


Figure 3: Applied DC current as a function of singlemode emission frequencies and temperatures

λ [nm]	ν [cm ⁻¹]	P[mW]	Temp[°C]	U_{LASER} [V]	I[A]
9080.3	1101.3	0.1	-193	11	0.51
9083.6	1100.9	5	-193	11.2	0.56
9087.4	1100.4	13.5	-193	11.4	0.61
9088.3	1100.3	15.3	-193	11.4	0.62
9109.3	1097.8	0.1	-183	11	0.57
9111.2	1097.5	3	-183	11.1	0.6
9112.7	1097.4	5.8	-183	11.2	0.62
9114.3	1097.2	7.9	-183	11.2	0.64
9115.9	1097	9.2	-183	11.3	0.66
9117.6	1096.8	10	-183	11.3	0.68
9115.8	1097	0.1	-173	10.9	0.58
9118.6	1096.7	2.9	-173	11	0.62
9122	1096.2	6.5	-173	11.1	0.66
9123.9	1096	7.7	-173	11.2	0.68
9122.6	1096.2	0.1	-163	10.8	0.59
9125.1	1095.9	0.9	-163	10.9	0.62
9128.3	1095.5	3.4	-163	11	0.66
9130	1095.3	4.2	-163	11	0.68
9132.2	1095	0.1	-153	10.8	0.63
9134.6	1094.7	1.2	-153	10.8	0.66
9136.3	1094.5	1.9	-153	10.9	0.68

Table 1 : singlemode optical output power as function of operating parameters

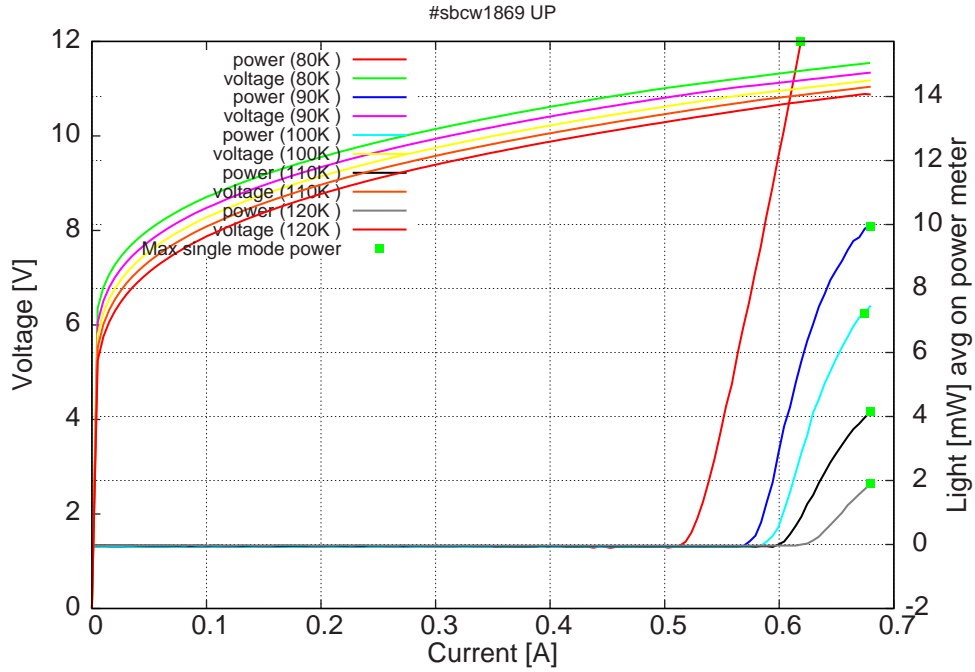


Figure 4: voltage and avg power vs current in continuous-wave operation (the solid squares indicate the maximum singlemode emitted power)

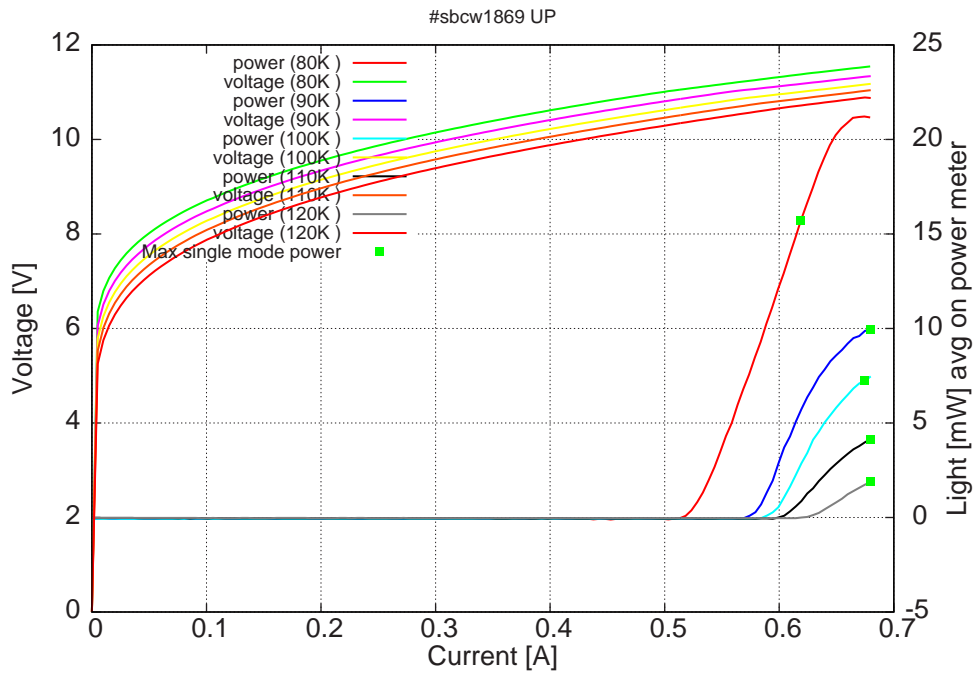
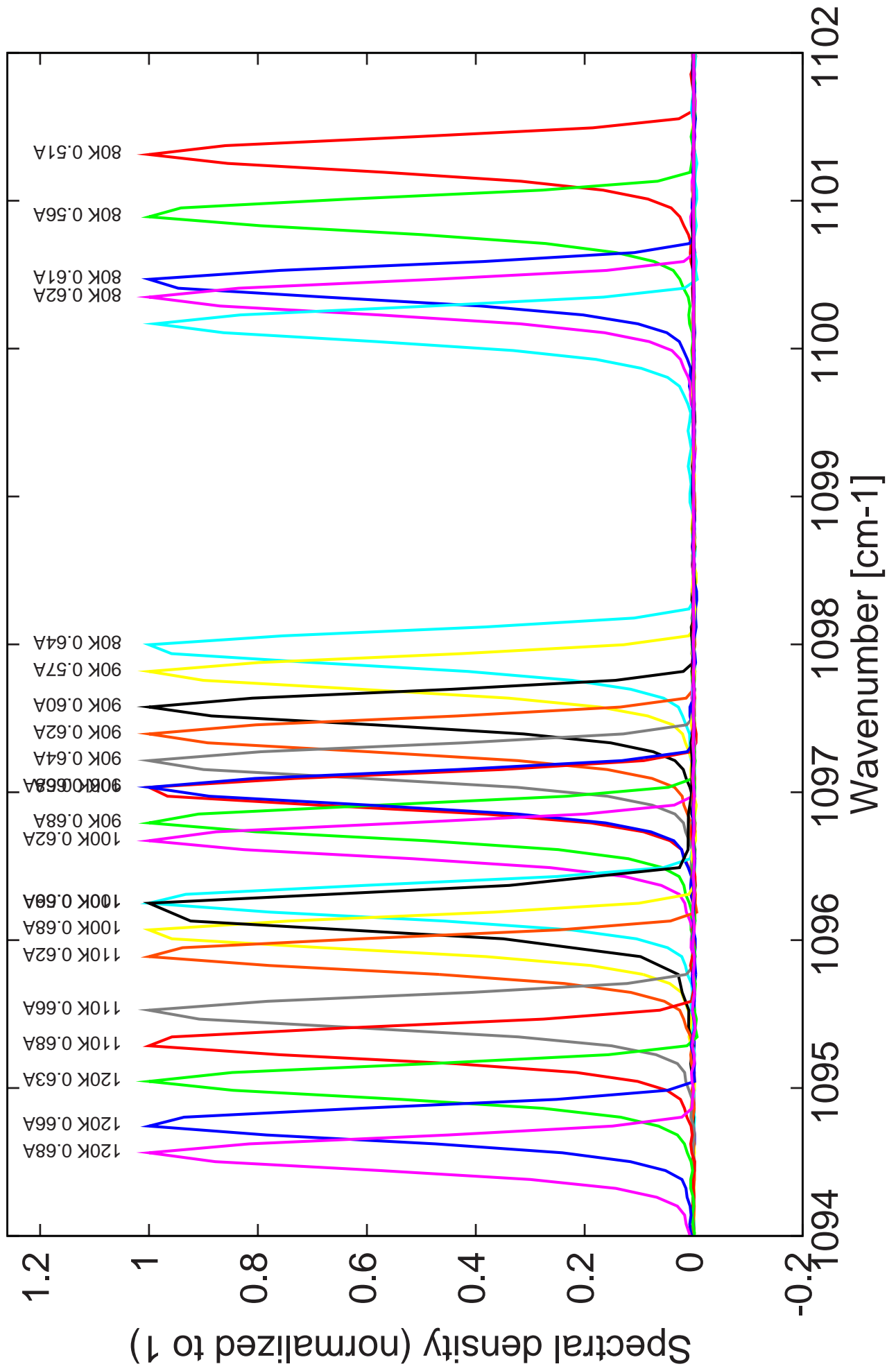


Figure 5: voltage and avg power vs current in continuous-wave operation (including the multimode region)

Note: at 80K: $I_{th}=510\text{mA}$ / $V_{th}= 11.0\text{V}$ (2-wires measurements). Maximum operation current: 0.68A for all temperatures.

Figure 4: spectra at different temperatures for various DC currents



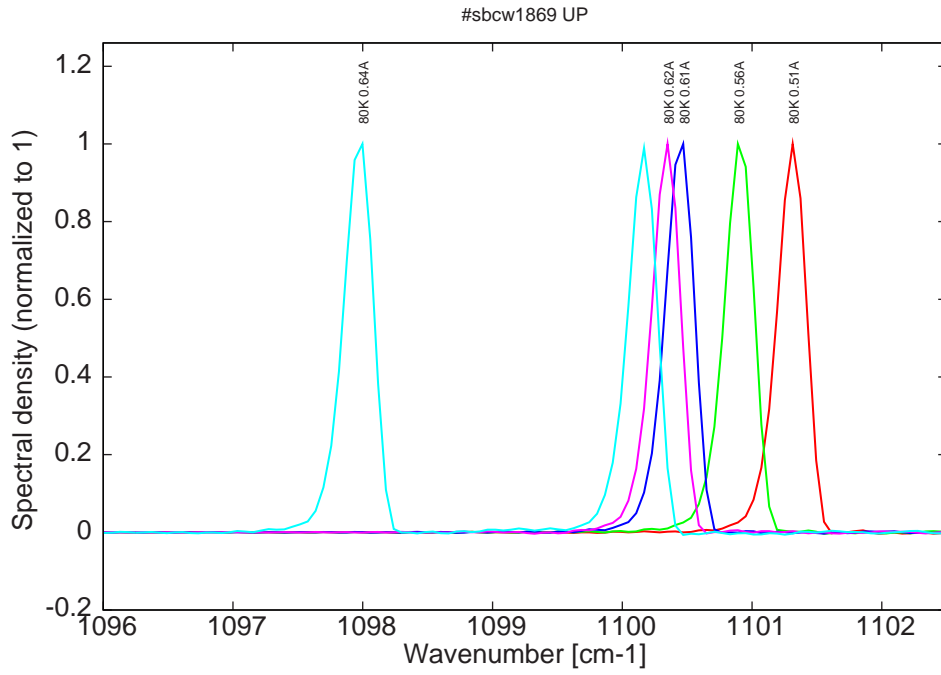


Figure 6: spectra at 80K for various DC currents (become bimode for $I > 0.62\text{A}$, lases on another mode compared to other temperatures, see Fig. 1)

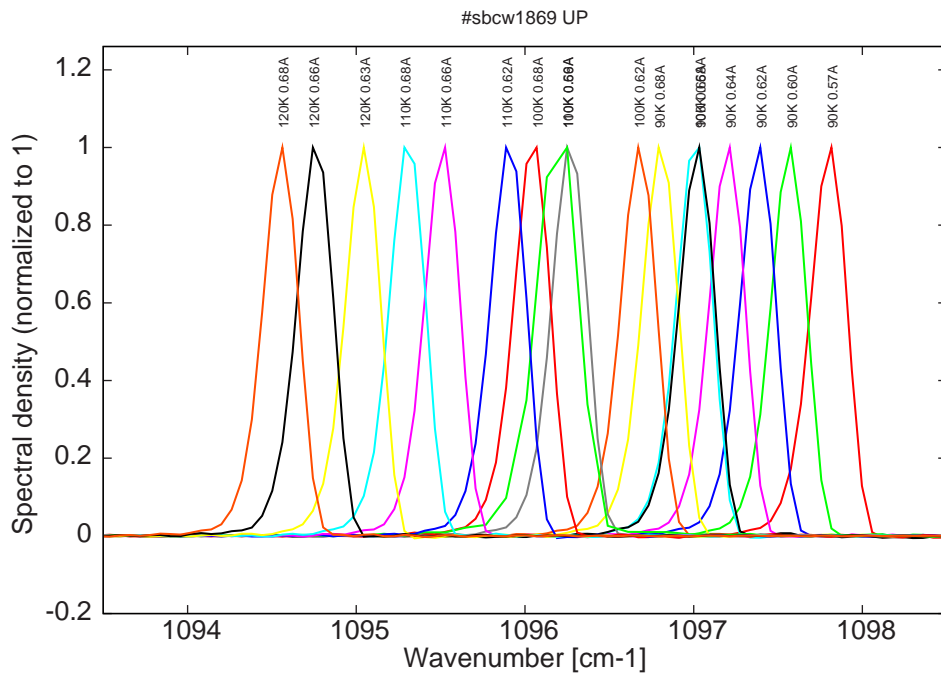


Figure 7: spectra at 90K, 100K, 110K and 120K for various DC currents (all monomode on the same mode, see Fig. 1)