

Datasheet for #sbcw14265 DN

Recommendations:

Please read the User Manual and have a look at the FAQ at <http://www.alpeslasers.ch/?a=142>

WARNING: Operating the laser with higher current or voltage than specified in this document may cause damage and will result in loss of warranty, unless Alpes Lasers has permitted to do so!

WARNING: Beware of the polarity of the laser. This laser has to be powered with negative bias and positive bias on the specific zones drawn below. To be used with a high compliance CW laser driver capable of reaching the operating current and voltage indicated in this datasheet, or up to 2.5A/20V.

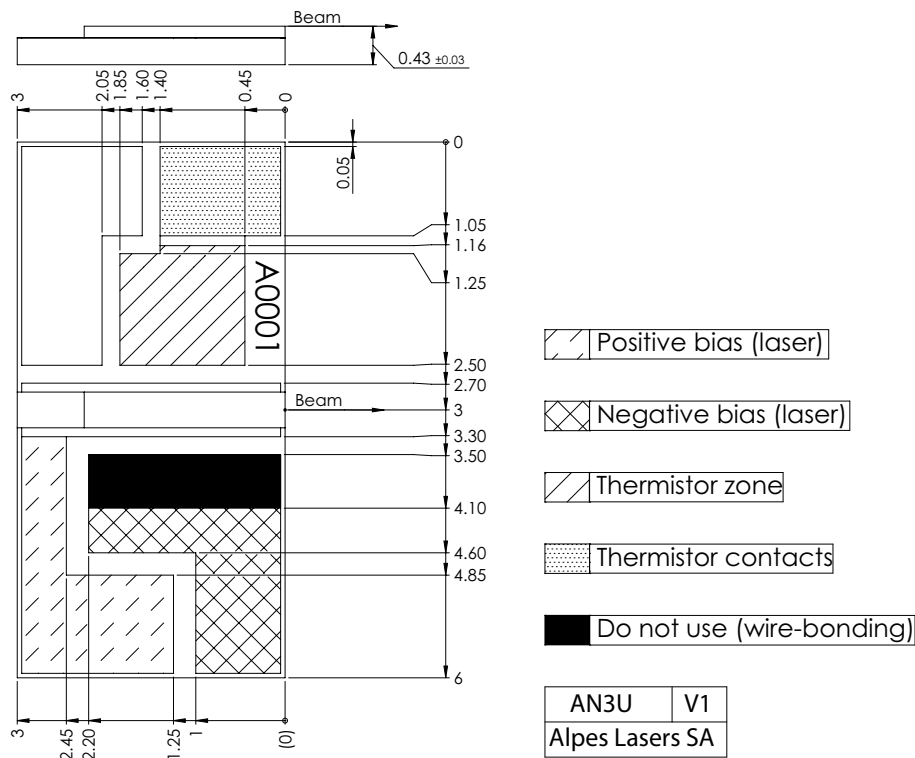


Figure 1: Mechanical and electrical interface for #sbcw14265 DN (please note that AlN submount numbering is A0G3Z)

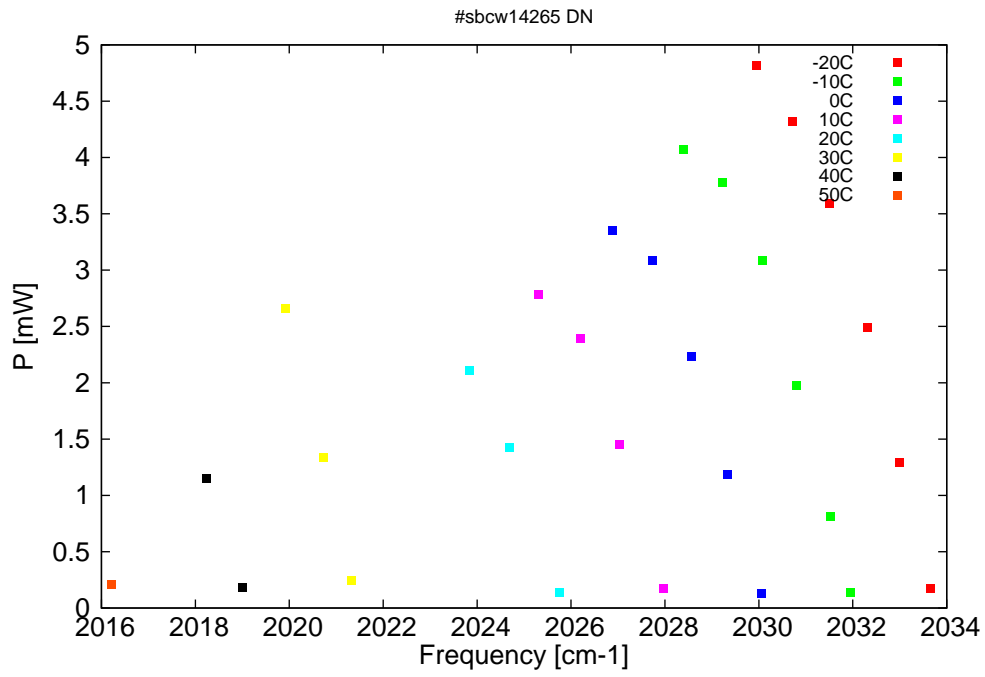


Figure 2: Output power as a function of the singlemode emission frequencies and temperatures

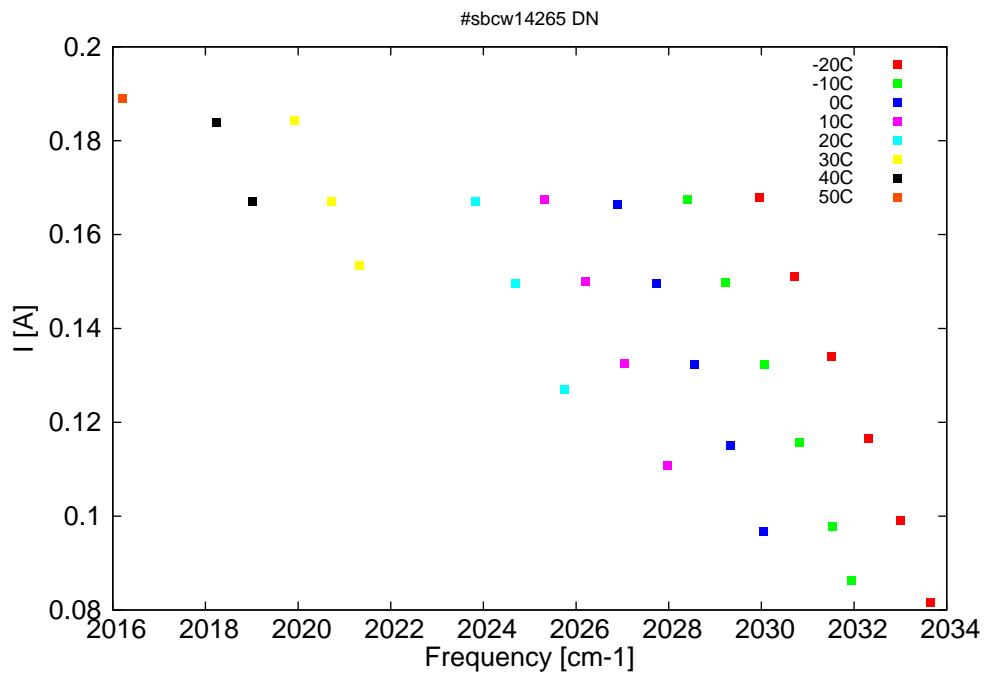


Figure 3: Applied DC current as a function of singlemode emission frequencies and temperatures

λ [nm]	ν [cm ⁻¹]	P[mW]	Temp[°C]	U_{LASER} [V]	I[A]
4917.3	2033.6	0.2	-20	12.5	0.08
4918.8	2033	1.3	-20	12.8	0.1
4920.5	2032.3	2.5	-20	13	0.12
4922.4	2031.5	3.6	-20	13.2	0.13
4924.3	2030.7	4.3	-20	13.4	0.15
4926.2	2030	4.8	-20	13.6	0.17
4921.4	2031.9	0.1	-10	12.4	0.09
4922.4	2031.5	0.8	-10	12.6	0.1
4924.1	2030.8	2	-10	12.9	0.12
4925.9	2030.1	3.1	-10	13.1	0.13
4928	2029.2	3.8	-10	13.3	0.15
4930	2028.4	4.1	-10	13.5	0.17
4926	2030.1	0.1	0	12.5	0.1
4927.7	2029.3	1.2	0	12.8	0.12
4929.6	2028.6	2.2	0	13	0.13
4931.6	2027.7	3.1	0	13.2	0.15
4933.7	2026.9	3.4	0	13.4	0.17
4931	2028	0.2	10	12.6	0.11
4933.3	2027	1.5	10	12.9	0.13
4935.3	2026.2	2.4	10	13.1	0.15
4937.5	2025.3	2.8	10	13.3	0.17
4936.4	2025.7	0.1	20	12.7	0.13
4939	2024.7	1.4	20	13	0.15
4941.1	2023.8	2.1	20	13.2	0.17
4947.2	2021.3	0.2	30	13	0.15
4948.7	2020.7	1.3	30	13.1	0.17
4950.7	2019.9	2.7	30	13.3	0.18
4952.9	2019	0.2	40	13.1	0.17
4954.8	2018.2	1.1	40	13.2	0.18
4959.8	2016.2	0.2	50	13.2	0.19

Table 1: Singlemode optical output power as function of operating parameters.

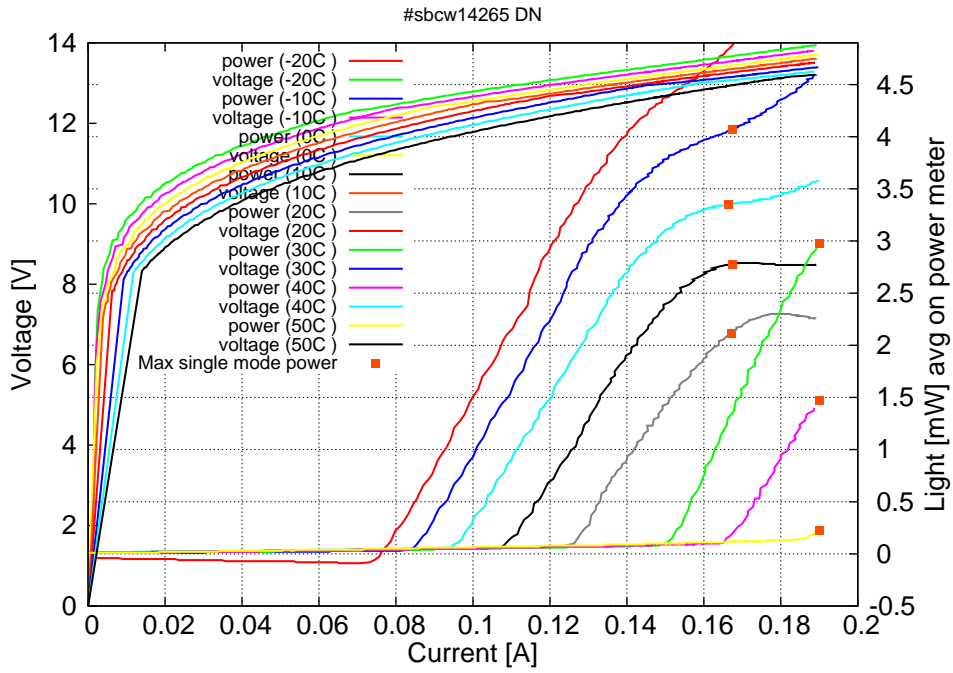


Figure 4: voltage and avg power vs current in continuous-wave operation (the solid squares indicate the maximum singlemode emitted power)

Note: at -20C: $I_{th}=0.07A$ / $V_{th}=12.4V$ (2-wires measurements). Maximum operation current: 0.170A between -20C and 20C, 0.19A between 30C and 50C.

Figure 3: spectra at different temperatures for various DC currents

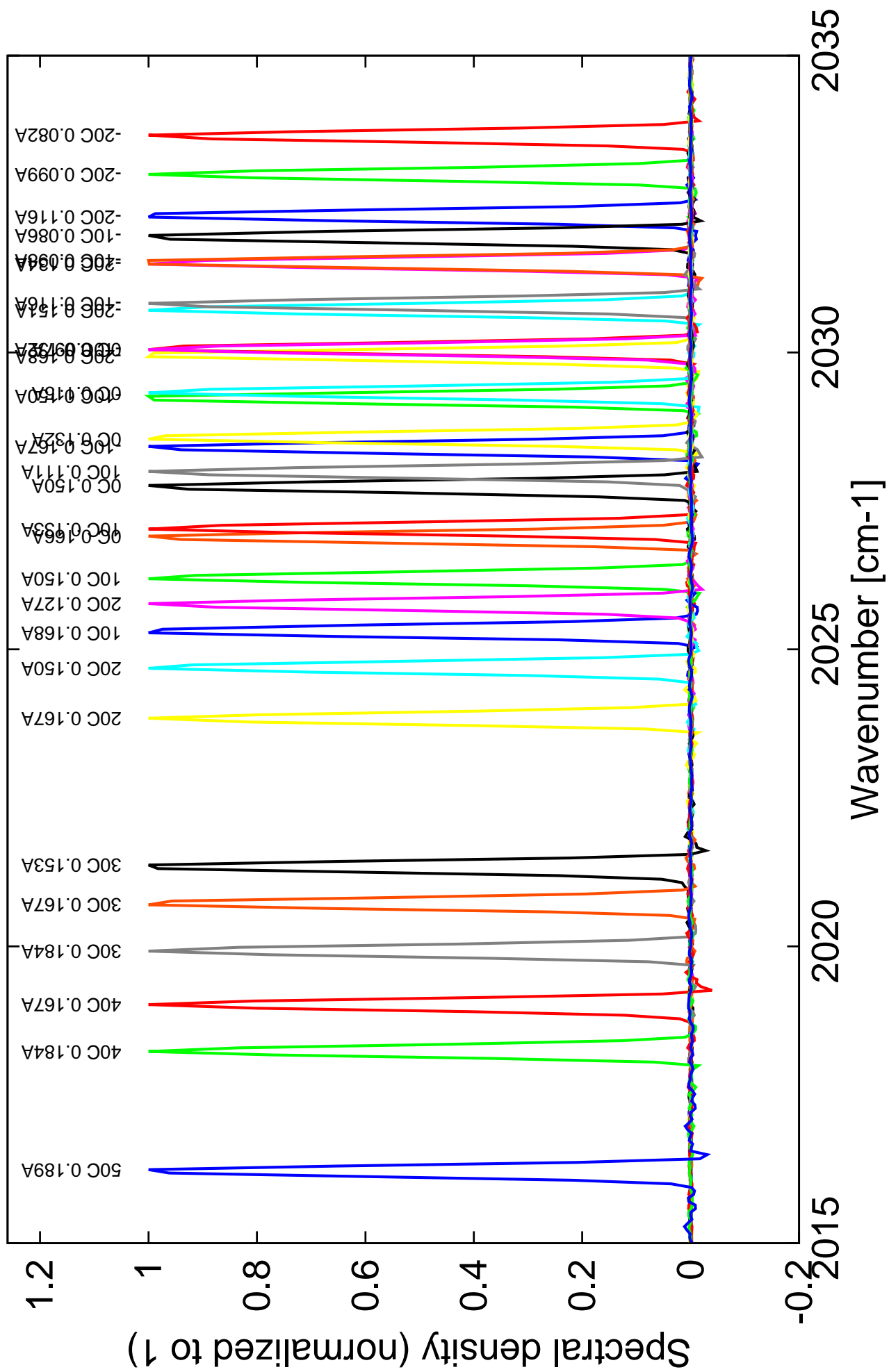


Figure 4: spectra between -20C and 20C for various DC currents (monomode on mode 1)

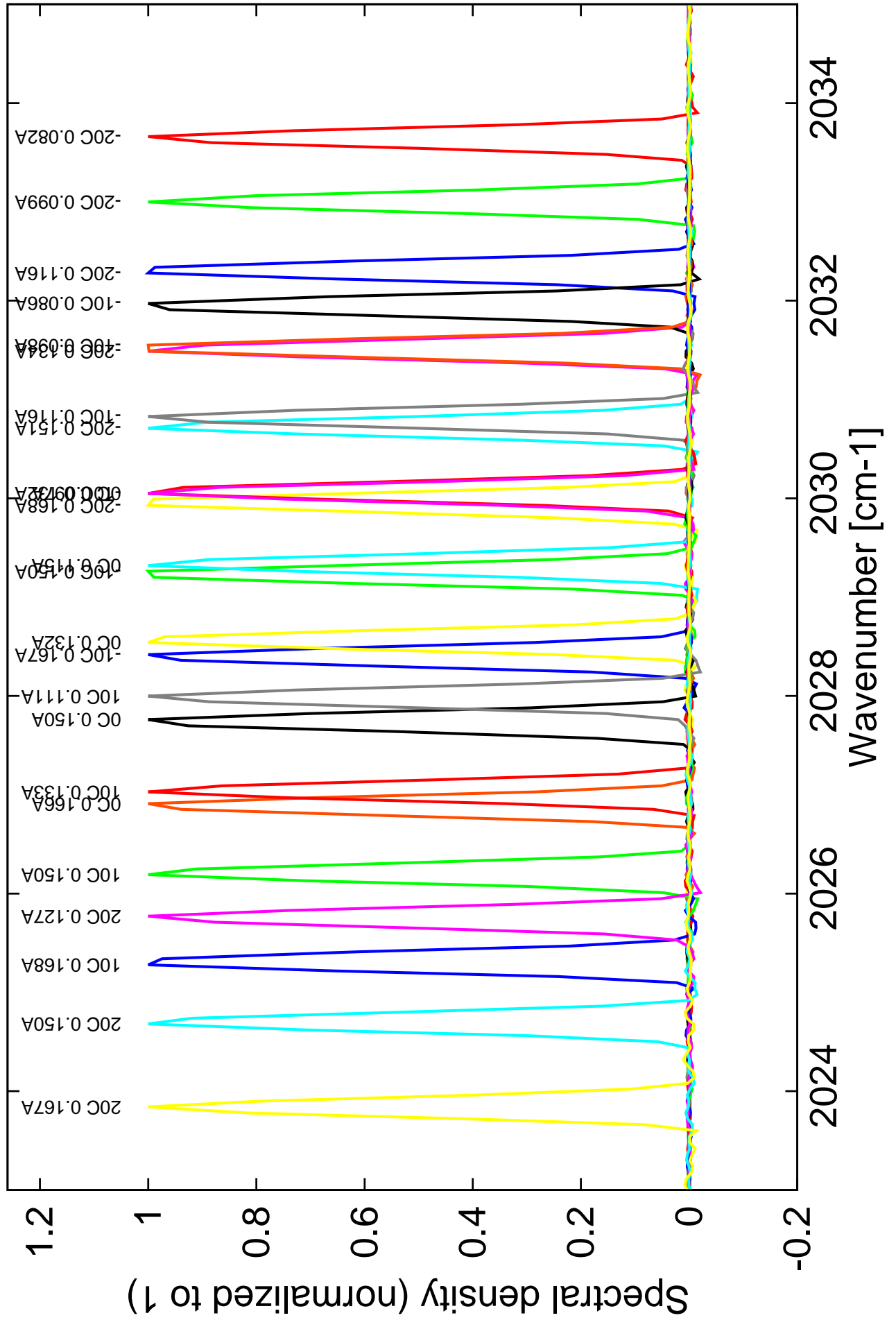


Figure 5: spectra between 30C and 50C for various DC currents (monomode on mode 2)

